


Dartmouth 01/09/19

AM Doppler data

White = 700

Black = 1500

Linear Scale



kHz


UT

Dartmouth 01/09/19

AM Doppler data



Linear Scale Black = 1500 White = 700




Dartmouth 01/09/19

AM Doppler data



Linear Scale Black = 1500 White = 700



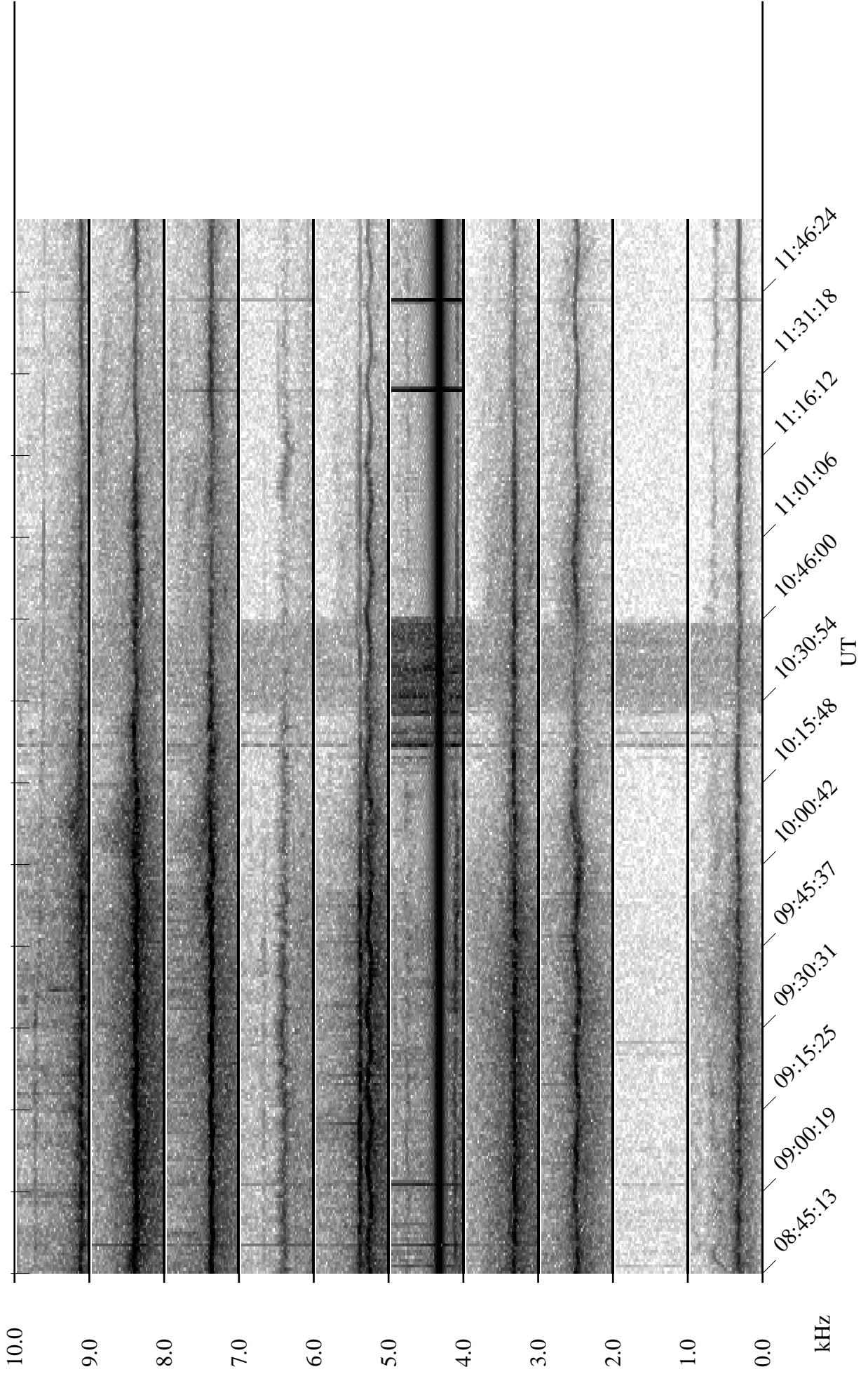
10.0
9.0
8.0
7.0
6.0
5.0
4.0
3.0
2.0
1.0
0.0
kHz

Dartmouth 01/09/19

AM Doppler data



Linear Scale Black = 1500 White = 700



10.0
9.0
8.0
7.0
6.0
5.0
4.0
3.0
2.0
1.0
0.0
kHz

08:45:13
09:00:19
09:15:25
09:30:31
09:45:37
10:00:42
10:15:48
10:30:54
10:46:00
11:01:06
11:16:12
11:31:18
11:46:24
UT