


Dartmouth 05/03/20

AM Doppler data



Linear Scale Black = 1500 White = 700



kHz


Dartmouth 05/03/20

AM Doppler data



Black = 1500

White = 700



kHz

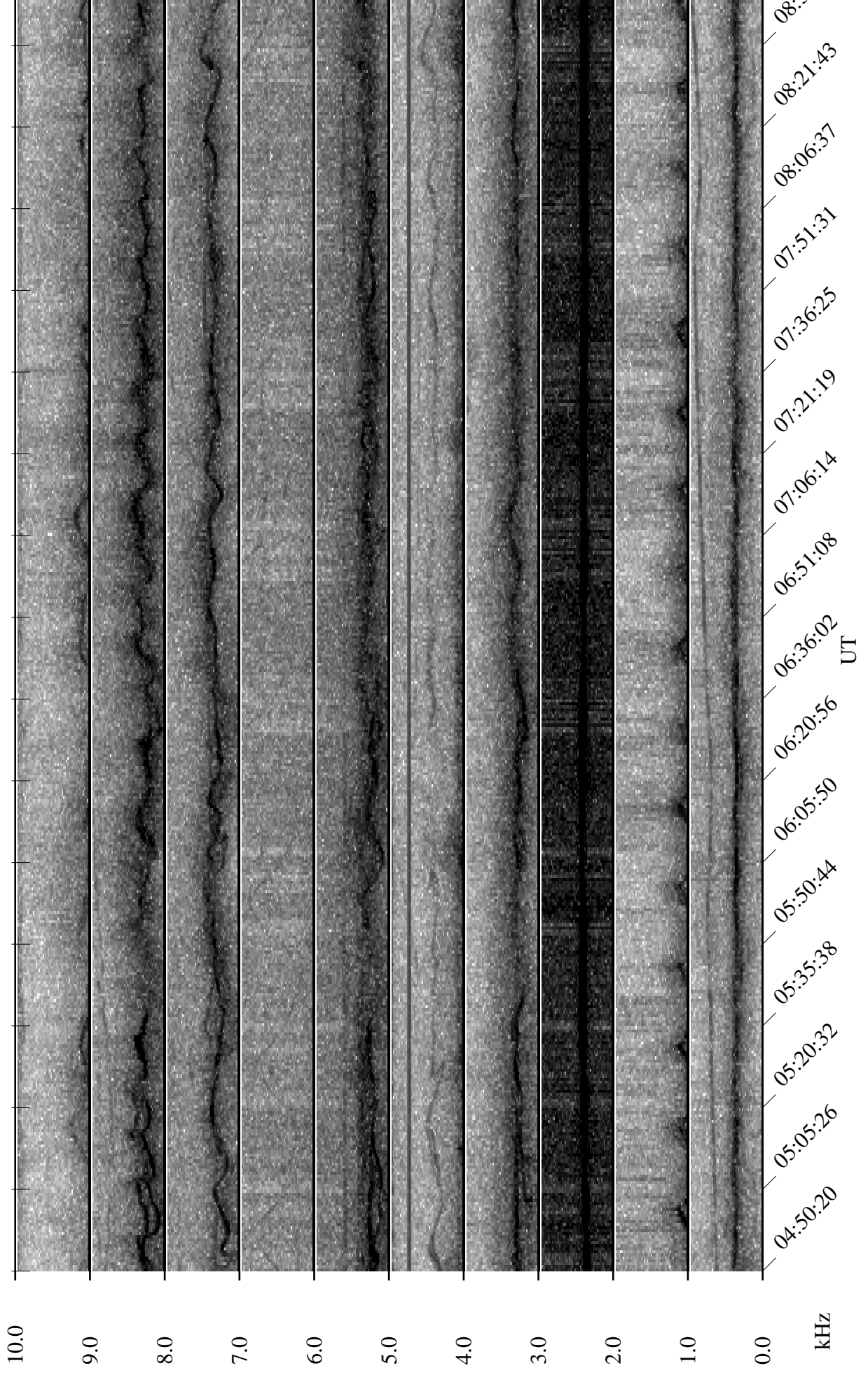
UT

Dartmouth 05/03/20

AM Doppler data



Linear Scale Black = 1500 White = 700



10.0
9.0
8.0
7.0
6.0
5.0
4.0
3.0
2.0
1.0
0.0
kHz


04:50:20
05:05:26
05:20:32
05:35:38
05:50:44
06:05:50
06:20:56
06:36:02
06:51:08
07:06:14
07:21:19
07:36:25
07:51:31
08:06:37
08:21:43
08:36:49
UT

Dartmouth 05/03/20

AM Doppler data



Linear Scale Black = 1500 White = 700



10.0
9.0
8.0
7.0
6.0
5.0
4.0
3.0
2.0
1.0
0.0
kHz

08:45:13
09:00:19
09:15:25
09:30:31
09:45:37
10:00:42
10:15:48
10:30:54
10:46:00
11:01:06
11:16:12
11:31:18
11:46:24
UT