


Dartmouth 05/07/20

AM Doppler data

White = 700

Black = 1500

Linear Scale



kHz


UT

Dartmouth 05/07/20

AM Doppler data



Linear Scale Black = 1500 White = 700




10.0
9.0
8.0
7.0
6.0
5.0
4.0
3.0
2.0
1.0
0.0
kHz

Dartmouth 05/07/20

AM Doppler data



Linear Scale Black = 1500 White = 700




10.0
9.0
8.0
7.0
6.0
5.0
4.0
3.0
2.0
1.0
0.0
kHz

Dartmouth 05/07/20

AM Doppler data



Linear Scale Black = 1500 White = 700



kHz