

# Dartmouth09/08/24


Page 1

AM Doppler data

White = 700

Black = 1500

Linear Scale



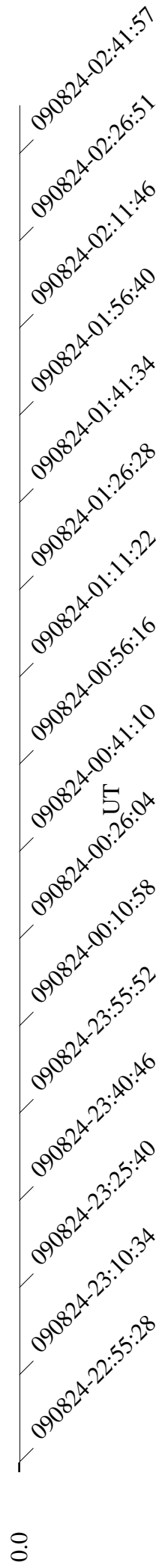
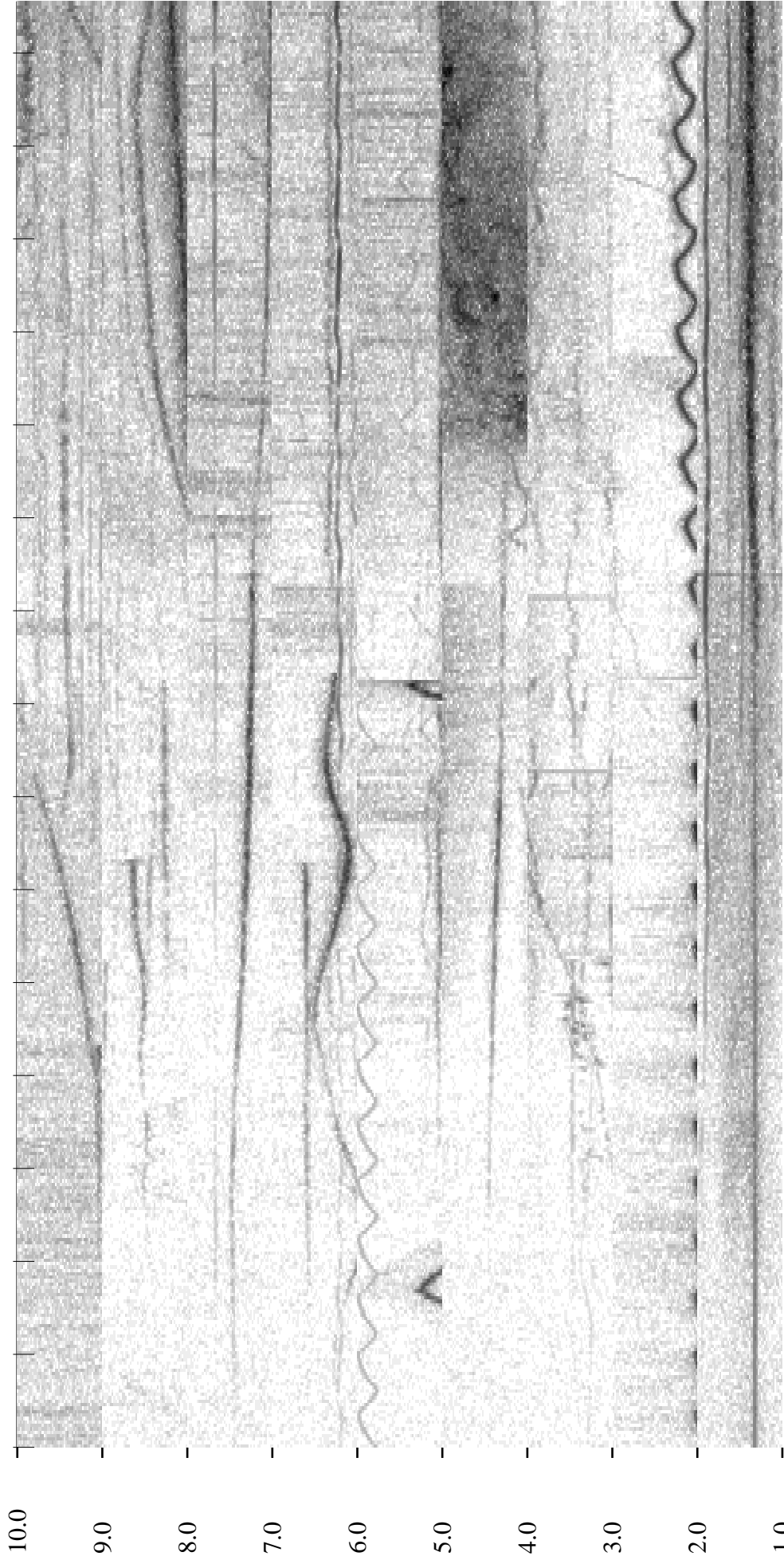
090824-22:47:05  
090824-22:31:59  
090824-22:16:53  
090824-22:01:47  
090824-21:46:41  
090824-21:31:35  
090824-21:16:29  
090824-21:01:23  
090824-20:46:17  
UT  
090824-20:31:11  
090824-20:16:05  
090824-20:00:59  
090824-19:45:53  
090824-19:30:47  
090824-19:15:41  
090824-19:00:35

# Dartmouth09/08/24

AM Doppler data



Linear Scale Black = 1500 White = 700

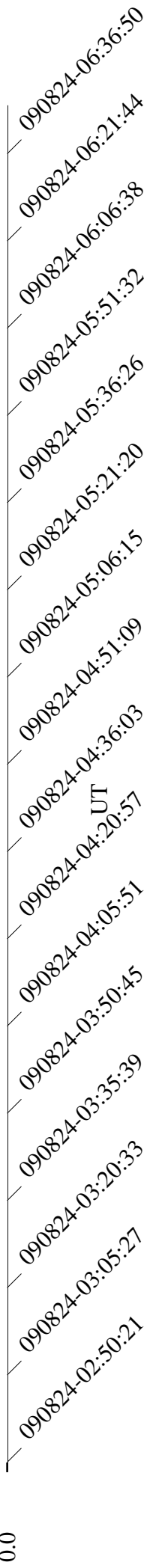



# Dartmouth09/08/24

AM Doppler data



Linear Scale    Black = 1500    White = 700




# Dartmouth09/08/24

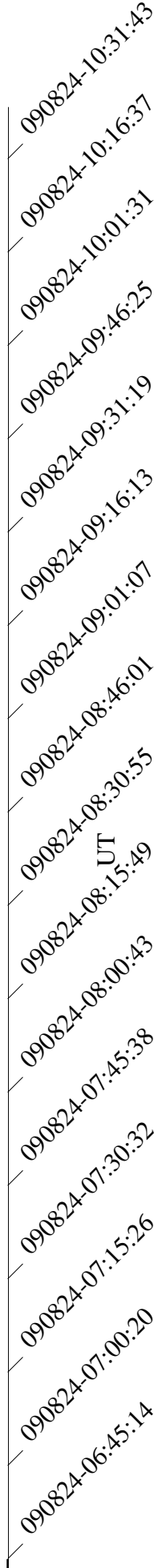
AM Doppler data



Linear Scale Black = 1500 White = 700



10.0  
9.0  
8.0  
7.0  
6.0  
5.0  
4.0  
3.0  
2.0  
1.0



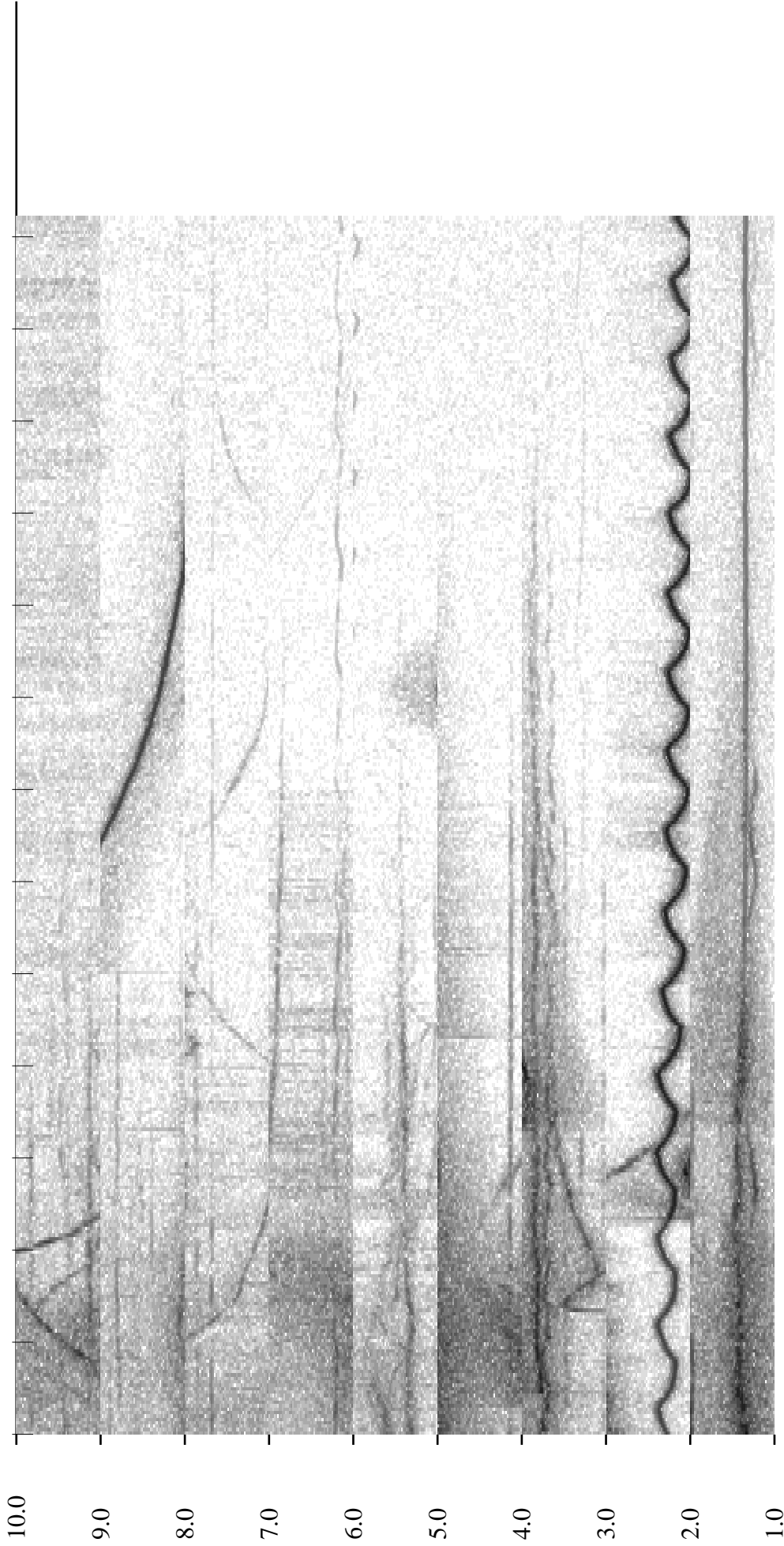
0.0

# Dartmouth09/08/24

AM Doppler data

Black = 1500 White = 700

Linear Scale



090824-13:56:24  
090824-13:41:18  
090824-13:26:12  
090824-13:11:06  
090824-12:56:00  
090824-12:40:54  
090824-12:25:48  
UT  
090824-12:10:42  
090824-11:55:36  
090824-11:40:30  
090824-11:25:24  
090824-11:10:18  
090824-10:55:12  
090824-10:40:07