


Dartmouth20/02/21

AM Doppler data

Page 1

Linear Scale Black = 1500 White = 700




Dartmouth20/02/21

AM Doppler data



Linear Scale Black = 1500 White = 700



200221-02:41:57
200221-02:26:51
200221-02:11:46
200221-01:56:40
200221-01:41:34
200221-01:26:28
200221-01:11:22
200221-00:56:16
200221-00:41:10
UT
200221-00:26:04
200221-00:10:58
200221-23:55:52
200221-23:40:46
200221-23:25:40
200221-23:10:34
200221-22:55:28


Dartmouth20/02/21

AM Doppler data

Page 3



Linear Scale Black = 1500 White = 700




200221-02:50:21
200221-03:05:27
200221-03:20:33
200221-03:35:39
200221-03:50:45
200221-04:05:51
200221-04:20:57
200221-04:36:03
200221-04:51:09
200221-05:06:15
200221-05:21:20
200221-05:36:26
200221-05:51:32
200221-06:06:38
200221-06:21:44
200221-06:36:50

Dartmouth20/02/21

AM Doppler data



Linear Scale Black = 1500 White = 700




20021-06:45:14
20021-07:00:20
20021-07:15:26
20021-07:30:32
20021-07:45:38
20021-08:00:43
20021-08:15:49
20021-08:30:55
20021-08:46:01
20021-09:01:07
20021-09:16:13
20021-09:31:19
20021-09:46:25
20021-10:01:31
20021-10:16:37
20021-10:31:43

Dartmouth20/02/21

AM Doppler data



Linear Scale Black = 1500 White = 700



20021-10:40:07
20021-10:55:12
20021-11:10:18
20021-11:25:24
20021-11:40:30
20021-11:55:36
20021-12:10:42
20021-12:25:48
20021-12:40:54
20021-12:56:00
20021-13:11:06
20021-13:26:12
20021-13:41:18
20021-13:56:24