


Dartmouth20/04/23

AM Doppler data

Page 1



Linear Scale Black = 1500 White = 700



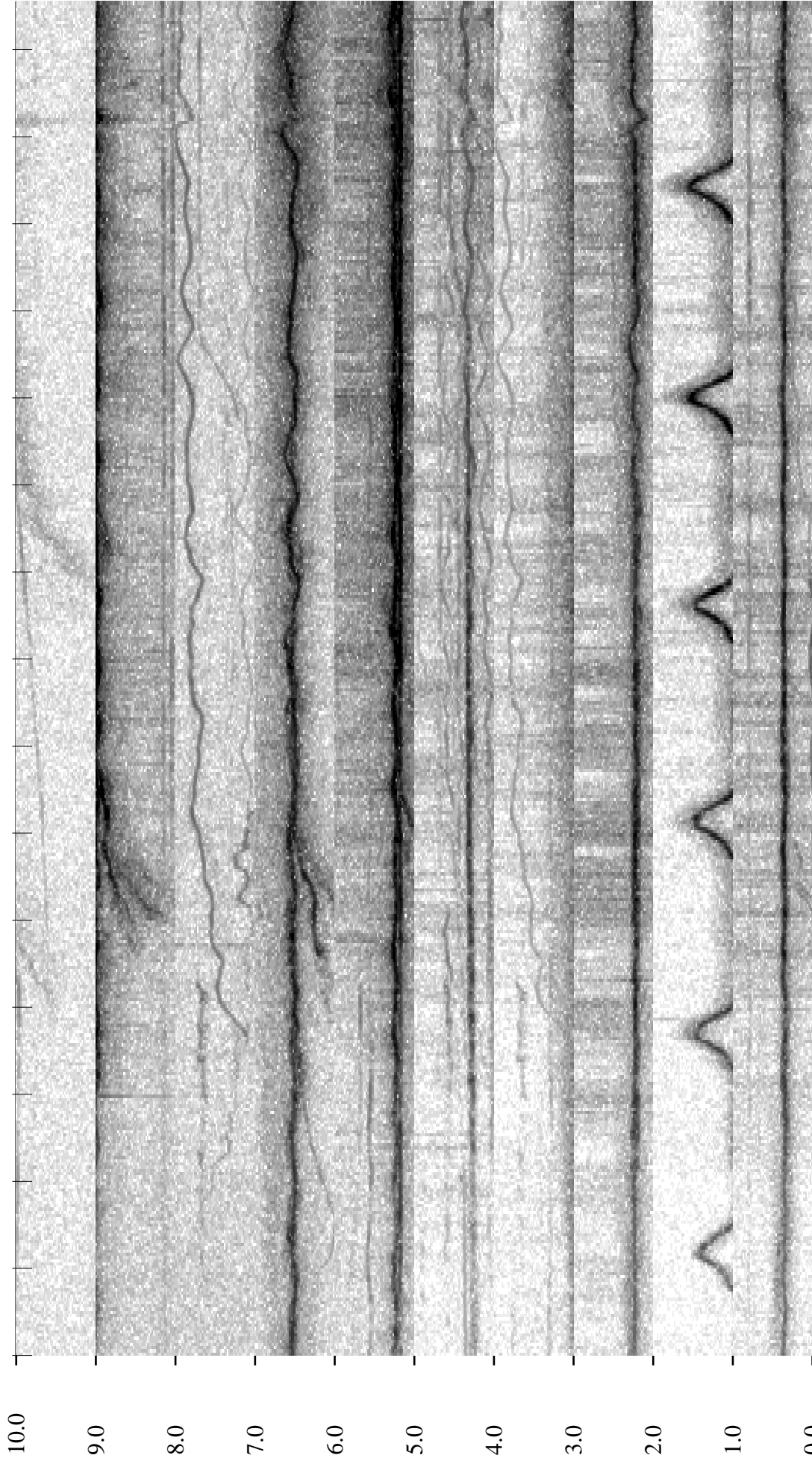
200423-19:00:35
200423-19:15:41
200423-19:30:47
200423-19:45:53
200423-20:00:59
200423-20:16:05
200423-20:31:11
200423-20:46:17
200423-21:01:23
200423-21:16:29
200423-21:31:35
200423-21:46:41
200423-22:01:47
200423-22:16:53
200423-22:31:59
200423-22:47:05

Dartmouth20/04/23

AM Doppler data



Linear Scale Black = 1500 White = 700




200423-22:55:28
200423-23:10:34
200423-23:25:40
200423-23:40:46
200423-23:55:52
200423-00:10:58
200423-00:26:04
200423-00:41:10
200423-00:56:16
200423-01:11:22
200423-01:26:28
200423-01:41:34
200423-01:56:40
200423-02:11:46
200423-02:26:51
200423-02:41:57

Dartmouth20/04/23

AM Doppler data



Linear Scale Black = 1500 White = 700




200423-02:50:21
200423-03:05:27
200423-03:20:33
200423-03:35:39
200423-03:50:45
200423-04:05:51
200423-04:20:57
200423-04:36:03
200423-04:51:09
200423-05:06:15
200423-05:21:20
200423-05:36:26
200423-05:51:32
200423-06:06:38
200423-06:21:44
200423-06:36:50

Dartmouth20/04/23

AM Doppler data



Linear Scale Black = 1500 White = 700



10.0
9.0
8.0
7.0
6.0
5.0
4.0
3.0
2.0
1.0
0.0

200423-10:31:43
200423-10:16:37
200423-10:01:31
200423-09:46:25
200423-09:31:19
200423-09:16:13
200423-09:01:07
200423-08:46:01
200423-08:30:55
200423-08:15:49 UT
200423-08:00:43
200423-07:45:38
200423-07:30:32
200423-07:15:26
200423-07:00:20
200423-06:45:14

Dartmouth20/04/23

AM Doppler data



Linear Scale Black = 1500 White = 700

