


Dartmouth 23/10/19

AM Doppler data

White = 700

Black = 1500

Linear Scale




kHz

Dartmouth 23/10/19

AM Doppler data



Linear Scale Black = 1500 White = 700




10.0
9.0
8.0
7.0
6.0
5.0
4.0
3.0
2.0
1.0
0.0
kHz

00:55:27
01:10:33
01:25:39
01:40:45
01:55:51
02:10:57
02:26:03
02:41:09
02:56:15
03:11:21
03:26:27
03:41:33
03:56:39
04:11:45
04:26:50
04:41:56
UT

Dartmouth 23/10/19

AM Doppler data

Linear Scale Black = 1500 White = 700



kHz

UT

Dartmouth 23/10/19

AM Doppler data



Linear Scale Black = 1500 White = 700

